

Mojo Rhythm

LINEDANCE.COM

Count: 48 **Wall:** 4 **Level:** Beginner/Intermediate

Choreographer: Rob Fowler (UK) Feb 09

Music: That's How Rhythm Was Born by Wynnona Judd (CD: The Other Side)







Toe Heel Cross, Back Side

Cross ,Touch Out In Out, Behind Side Cross  ,  ,  , 

1&2

Touch Right Toe Next To Left (Right Knee Bent Towards


Left), Touch Right Heel Diagonally Forward, Cross Right Over Left

 (),  , 

3&4

Step Back On Left, Step Right To Right Side,Cross Left

Over Right

 ,  , 

5&6

Touch Right To Right Side,Touch Right Next To

Left,Touch Right To Right Side  ,  , 

7&8

Step Right Behind Left, Step Left To Left Side , Cross

Right Over Left  ,  , 



Toe Heel Cross, Back Side

Cross ,Touch Out In Out, Behind Side Cross □□□□ , □□□□ , □□□□ , □□□□

1-8

Repeat Section 1 On Opposite Feet □□□□□□□□

□□□

Step 2x1/2 Turn, Right

Lock Step Back ,Coaster Step,Walk Walk

□ □□□

□□□□ , □□□□ , □ □□

1-2

Step Forward Right, Make 1/2 Turn Left □□□□ , □□ 180□

3&4

Make 1/2 Turn Left Stepping Back Right, Cross Left Over

Right,Step Back Right □□ 180□□□□□□ , □□□□□□□□□□ , □□□□

5&6

Step Back Left, Step Right Next To Left,Step Forward

Left

□□□□ , □□□□ , □□□□

7-8

Walk Forward Right,Walk Forward Left □□□□ , □□□□

□□□

Touch Step Back ,Coaster

Step, 1/2 Pivot Turn, Side Rock Cross 1/4 Turn □□□□ , □□□□ , □□ 1/2, □□□□□□□□ 1/4

1-2

Touch Forward Right, Step Back Right □□□□ , □□□□

3&4

Step Back Left, Step Right Next To Left, Step Forward

Left

□□□□ , □□□□ , □□□□

5-6

Step Forward Right, Make ½ Turn Left □□□□ , □□ 180°

7&8

Make ¼ Turn Rock Right To Right Side, Recover To Left,

Cross Right Over Left □□ 90°□□□□□□ , □□□□ , □□□□□□□□

□□□

Rhumba Box Forward , Lock Step Back, Right

Coaster Step

□□□□ , □□□ , □□□□

1&2

Step Left To Left Side, Step Right Next To Left, Step

Forward Left □□□□ , □□□□ , □□□□

3&4

Step Right To Right Side, Step Left Next To Right , Step

Back Right □□□□ , □□□□ , □□□□

5&6

Step Back Left, Cross Right Over Left, Step Back Left

□□□□ , □□□□□□□□ , □□□□

7&8

Step Back On Right, Step Left Next To Right , Step

Forward Right

□□□□ , □□□□ , □□□□

□□□

Left Shuffle Forward ,Rock Recover ,1

1/2turn Back Right

□□□□ , □□□□ , 1□ 1/2□□□

1&2

Step Left Forward, Lock Right Behind Left, Step Forward

Left

□□□□ , □□□□□□□□ , □□□□

3-4

Rock Forward Onto Right, Recover Back Onto Left

□□□□ , □□□□

5-6

Make 1/2 Turn Right Stepping Forward Right,Make 1/2 Turn

Right Back Onto Left □□ 180□□□□ , □□ 180□□□□

7-8

Make 1/2 Turn Right Stepping Forward Right, Step Forward

On Left

□ 180□□□□ , □□□

Source: LineDance.com — https://www.linedance.com/index.php?f=dance_view&id=10571