

Spanish Lullaby

LINEDANCE.COM

Count: 27 **Wall:** 2 **Level:** Beginner/Intermediate

Choreographer: Johanna Barnes & Zac Detweiller -Johanna -Zac

Music: A La Nanita Nana by The Cheetah Girls





RIGHT BACK, LEFT SIDE,

RIGHT CROSS  ,  , 

1

Right foot step back (reaching with toe)




 ()

2

Left foot step to left side (open body to

hour="11" minute="0">11:00

>)

 ( **11** )

3




Right foot step across left foot (open body

to 10:00)

 ( **10** )



LEFT ¼ LEFT, RIGHT SIDE, LEFT BACK

 **1/4,**  , 

1

Left foot step forward 1/4 left (face 9:00) (open body to 8:00)

□□ 90□□□□ (□□ 9□□) (□□□□ 8□□)

2

Right foot step to right side (open body to

hour="19" minute="0">7:00

>)

□□□□ (□□□□ 7□□)

3

Left foot step back

□□□□

□□□

RIGHT BACK, LEFT 1/4 LEFT, RIGHT CROSS (WEAVE)

□□ , □□ 1/4, □□□□ (□□)

1

Right foot step back □□□□

2

Left foot step to the side 1/4 left (face

hour="18" minute="0">6:00

>) (open body to

hour="17" minute="0">5:00

>)

□□ 90□□□□ (□□ 6□□) (□□□□ 5□□)

3

Right foot step across left foot (open body to

hour="16" minute="0">4:00

>)

□□□□□□□□ (□□□□ 4□□)

□□□

LEFT ¼ LEFT, RIGHT ½ SWEEP LEFT

□□ 1/4, □□ 1/2 □□

1

Left foot step forward ¼ left, open to prep for sweep

(face 3:00)

□□ 90□□□□□□□□□□ (□□ 3□□)

2-3

Right foot sweep ½ left, bringing right foot

in front of left foot Weight stays on

left (face 9:00)

□□□ 2□□□□ 180□□□□□□□□□□ (□□ 9□□)

□□□

RIGHT CROSS, LEFT

mso-font-ker...>¼ RIGHT, RIGHT

¼

mso-font-ker...> RIGHT (½ TURN TWINKLE)

□□□ , □□□□ 1/4,

mso-font-kerning:0pt">□□□□ 1/4(

mso-font-kerning:0pt">□ 1/2□□□□)

1

Right foot step across left foot

□□□□□□□□

2

Left foot step back 1/4 right (face 12:00)

□□ 90□□□□ (□□ 12□□)

3

Right foot step to the side 1/4 right (face

hour="15" minute="0">3:00

>)

□□ 90□□□□ (□□ 3□□)

□□□

LEFT FORWARD CHECK STEP, RIGHT RECOVER, LEFT

SIDE

□□

mso-font-kerning:0pt">, □□□ , □□

1

Left foot step forward and slightly across right foot,

pushing into left foot □□□□□□□□

2

Right foot recover weight (back onto right foot)

□□□□□ (□□□□)

3

Left foot step to left side (open body to

hour="14" minute="0">2:00

>)

□□□□ (□□□ 2□□)

□□□

RIGHT CROSS, LEFT

mso-font-kerning:0pt">¼ RIGHT, RIGHT

½

mso-font-kerning:0pt"> RIGHT, LEFT STEP

□□□ , □□□□ 1/4,

mso-font-kerning:0pt">□□□□ 1/2,

mso-font-kerning:0pt">□□

mso-font-kerning:0pt">

1

Right foot step across left foot □□□□□□□□

2

Left foot step back ¼ right (face 6:00)

□□ 90□□□□□ (□□□ 6□□)

&

Right foot step ½ forward right (face

hour="12" minute="0">12:00

>)

□ 180□□□□ (□ 12□)

3

Left foot step forward

□□□

□□

**HOLD, 'GROW' ARMS WITH RIGHT ARM FORWARD,
LEFT ARM BACK**

□

mso-font-kerning:0pt">, □□□□ ,□□□□

1-3

While holding foot position (left foot forward), raise

right arm forward and left arm back (palms down) in contra-body position. Use

a rounded movement to achieve a soft "growing effect." Also,

slightly bend left knee compressing down, right foot is stretched back

□ (□□□) , □□□□ &□□□□ (□□□)

RESTART

The dance restarts by dropping off the last 3 counts

(the ½ unwind/hold) at the end of the 3rd wall, and at the end of the 6th

□□□□□□□□□□

12□□□□

, □□□□□□

180□ , □

This choreography is danced on angles. Think diagonals.

To achieve this, turn the foot out as you take the step and angle your body toward that position. The first 6 counts comprise a partial left turning box.

Think of following a diamond shape

□□□□□□□□□□

, □□□□□□□□□□□□

, □ 6□□□□□□□□

,

□□□□□□□□