

# Smokey Places

LINEDANCE.COM

**Count:** 32

**Wall:** 4

**Level:** Beginner/Intermediate






**Choreographer:** Michele Perron

**Music:** "Smokey Places" by Ronnie McDowell, "Cry To Me" by Ronnie McDowell, "All That Heaven Will Allow" by The Mavericks, "Una Mas Cerveza" by The Texas Tornados, "Traces" by Scooter Lee



**Side, Together, Step, Hold, Side,**

**Together, Back, Hold**

  ,    (  )

**1**

**Step left foot to the left** 

**2**

**Step right foot beside left** 

**3**

**Step left foot forward** 

**4**

**Hold** 

**5**

**Step right foot to the right** 

**6**

**Step left foot beside right** 

**7**

**Step right foot back** 

**8**

**Hold** □

□□□

**Side, Together, Side, Hold, Cross,**

**Side, Cross, Point**

□□□ □ , □ □ □ □

**9**

**Step left foot to the left** □□□□

**10**

**Step right foot beside left** □□□□

**11**

**Step left foot to the left** □□□□

**12**

**Hold** □

**13**

**Cross right foot behind left and step** □□□□□□□□

**14**

**Step left foot to the left** □□□□

**15**

**Cross right foot in front of left and step** □□□□□□□□

**16**

**Touch left foot to the left** □□□□

□□

**Step, Point, Step, Touch, Step, Pivot**

**½, Step, Touch**

□□ □□ □□ □□ □□ □□ □□

**17**

**Step left foot behind right** □□□□□□□□

**18**

**Touch right foot to the right** □□□□

**19**

**Step right foot in front of left** □□□□□□□□

**20**

**Touch left foot behind right** □□□□□□

**21**

**Step left in place** □□□

**22**

**Pivot ½ right, stepping forward on right foot** □□ **180**□□□□

**23**

**Step forward on left foot** □□□□

**24**

**Touch right foot behind left** □□□□□□

□□

**Step, Pivot**

**1/2, Step, Touch, Step, 1/4 Turn, Step, Side**

□ □

□ □ □ **1/4**□□□

**25**

**Step right foot in place** □□□

**26**

**Pivot 1/2 left, stepping forward on left foot** □□ **180**□□□□

**27**

**Step forward on right foot** □□□□

**28**

**Touch left foot behind right** □□□□□□

**29**

**Step left foot in place** □□□

**30**

**Step right foot to the right side turning 1/4**

**right**

□□ **90**□□□□

**31**

**Step left foot beside right** □□□□

**32**

**Step right foot to right side** □□□□