

Umbrella Swing

LINEDANCE.COM

Count: — **Wall:** 4 **Level:** Beginner/Intermediate

Choreographer: Ria Vos & Patricia Brandenburg (Mar 10)

Music: Umbrella by The Baseballs (CD: Strike!)

 **Intro: 16 counts 16** 

Part A






Step, Pivot 1/2 Turn R, Step,

Kick-Ball-Step, Pivot 1/4 Turn R, Cross, Kick-Ball-Cross    ,    , **1/4**,  ,   




1-3

Step Fwd on L, Pivot 1/2 Turn Right, Step Fwd on L (6:00)

 ,  **180** ,  ( **6**)






4&5

Kick R Fwd, Step R Next to L, Step Fwd on L

 ,  , 

6-7

Pivot 1/4 Turn R, Cross L Over R (9:00)

 **90** ,    ( **9**)

8&1

Kick R to Right Diagonal, Step R Next to L, Cross L Over R

  ,  ,   



Back, Side, Cross Shuffle, Back,

Side, Cross Shuffle

□ , □ , □□□□ , □ , □ , □□□□

2-3

Step Back on R, Step L to Left Side

□□□□ , □□□□

4&5

Cross R Over L, Step L to Left Side, Cross R Over L

□□□□□□□□ , □□□□ , □□□□□□□□

6-7

Step back on L, Step R to Right Side

□□□□ , □□□□

8&1

Cross L Over R, Step R to Right Side,* Cross L Over R**

□□□□□□□□ , □□□□ , □□□□□□□□

*****Dance upon this point on last Part A and start again**

with Part B (12:00)

□□□□ A□□ (□□□□ A□□)□□ 8&□ , □□□□ B□□ (□□ 12□□)

□□□

Monterey 1/4 Turn R, Side Rock-Cross

(x2)

□□□□ 1/4, □□□□ □□

□□ □□□

2-3

Point R to Right Side, 1/4 Turn Right Stepping R Next to L (12:00)

□□□□ , □□ 90□□□□ (□□ 12□□)

4&5

Rock L to Left Side, Recover on R, Cross L Over R

□□□□ , □□□□ , □□□□□□□□

6-7

Point R to Right Side, 1/4 Turn Right Stepping R Next to L (3:00)

□□□□ , □□ 90□□□□ (□□ 3□□)

8&1

Rock L to Left Side, Recover on R, Cross L Over R

□□□□ , □□□□ , □□□□□□□□

□□□

Side Rock, Behind, 1/4 Turn L, Step,

Rock Fwd, Rec., Step Back, Together

□□□ □□ , □□ , 1/4, □□ , □□ □□ , □□ , □□

2-3

Rock/Lunge R to Right Side, Recover on L

□□□□□□ , □□□□

4&5

Step R Behind L, 1/4 Turn Left Step Fwd on L, Step Fwd on R (12:00)

□□□□□□□□ , □□ 90□□□□□□ , □□□□ (□□ 12□□)

Sweep and Cross R Behind Left, 1/4 Turn Right Step L Next to R, Step Fwd

on R (3:00)

□□□□□□□□ , □□ 90□□□□ , □□□□ (□□ 3□□)

□□□

Lock Step Fwd, Mambo, Sweep, Behind-Side-Step, Paddle 1/4

Turn L x2

□□□

> , □□□□ , □

□ □ , □□

> 1/4□□□□

1&2

Step Fwd on L, Lock R Behind L, Step Fwd on L

□□□□ , □□□□□□□□ , □□□□

3&4

Rock Fwd on R, Recover on L, Step Back on R Sweeping L from front to back □□□□ ,

□□□□ , □□□□□□□□

5&6

Cross L Behind R, Step R to Right Side, Step Fwd on L

□□□□□□□□ , □□□□ , □□□□

7&8&

Turn 1/4 Left on ball of L, Point R to Right Side, Repeat (9:00)

□□ 90□□□□□□ , □□□□ , □□□□ (□□ 9□□)

□□□

mso-font-kerining:0pt">Kick, Cross, Side Rock, Kick, Cross, Side Rock, Cross, 1/4

Turn R, Chasse R □ , □□ , □□□

□□ , □

mso-font-kerining:0pt">, □□ , □□□

□□ , □□

mso-font-kerining:0pt">, 1/4, □□□

1&2&

Kick R Fwd, Cross R Over L, Rock L to Left Side, Recover on R

□□□□ , □□□□□□□□ , □□□□ , □□□□

3&4&

Kick L Fwd, Cross L Over R, Rock R to Right Side, Recover on L

□□□□ , □□□□□□□□ , □□□□ , □□□□

5-6

Cross R Over L, 1/4 Turn R Step Back on L (12:00)

□□□□□□□□ , □□ 90□□□□ (□□ 12□□)

7&8

Step R to Right Side, Step L Next to R, Step R to Right Side

□□□□ , □□□□ , □□□□

□□□

mso-font-kerining:0pt">Kick & Kick &, Cross Rock, 1/4 Turn L, Pivot 1/2

Turn L, Triple Full Turn L □ □

□ □ , □□□□ □□ , 1/4,

mso-font-kerning:0pt">□ □

mso-font-kerning:0pt">, □□□□

1&2&

Kick L to Right Diag., Step L Next to R, Kick R to Left Diag., Step R

Next to L □□□□□□ , □□□□ , □□□□□□□□ , □□□□

3&4

Cross Rock L Over R, Recover on R, ¼ Turn Left Step Fwd on L (9:00)

□□□□□□□□□□ , □□□□ , □□ 90□□□□□□ (□□ 9□□)

5-6

Step Fwd on R, Pivot ½ Turn Left (3:00)

□□□□ , □□□□ 180□ (□□ 3□□)

7&8

½ Turn Left Step Back on R, ½ Turn Left Step Fwd on L, Step Fwd on R (3:00) □□ 180
□□□□□□ , □□ 180□□□□□□ , □□□□□□ (□□ 3□□)

Easy option counts 7&8: R Shuffle Fwd □□□□□□□□

mso-font-kerning:0pt">□□□

mso-font-kerning:0pt">

mso-font-kerning:0pt">Rock Fwd, Back-Hitch, Back-Touch, Back-Hitch, Toe

Struts, Side Rock ¼ Turn, Step

mso-font-kerning:0pt">□□ □□ , □

□ ,

mso-font-kerning:0pt">□ □

mso-font-kerning:0pt">, □ □ , □

□ ,

mso-font-kerining:0pt">□□

mso-font-kerining:0pt"> 1/4□□ , □

1&2&

Rock Fwd on L, Recover on R, Step Back on L to Left Diag., Hitch R

□□□□ , □□□ , □□□□□□ , □□

3&4&

Step R Back to Right Diag., Touch L Next to R, Step L Back to Left

Diag., Hitch R □□□□□□ , □□□ , □□□□□□ , □□

5&6&

Step on R Toe to Right Side, Drop R Heel, Cross L Toe Over R, Drop L

Heel □□□□ , □□□ , □□□□□□□□ , □□□

7&8

Rock R to Right Side, ¼ Turn Left Recover on L, Step Fwd on R (12:00)

□□□□ , □□ 90□□□□ , □□□□ (□□ 12□□)

mso-font-kerining:0pt">□□

mso-font-kerining:0pt">

mso-font-kerining:0pt">Pivot ½ Turn R, Step, Lock Step Fwd, Step Pivot ¼ Turn

R, Side-Together-Fwd □ □

□ ,

mso-font-kerining:0pt">□□

mso-font-kerining:0pt">, □ □ 1/4

mso-font-kerning:0pt">

mso-font-kerning:0pt">,

1&2

Step Fwd on L, Pivot ½ Turn Right, Step Fwd on L (6:00)

□□□□ , □□□ **180**□ , □□□□ (□□ **6**□□)

3&4

Step Fwd on R, Lock L Behind R, Step Fwd on R

□□□□ , □□□□□□□□ , □□□□

5&6

Step Fwd on L, Pivot ¼ Turn R, Cross L Over R (9:00)

□□□□ , □□□ **90**□ , □□□□□□□□ (□□ **9**□□)

7&8

Step R to Right Side, Step L Next to R, Step Fwd on R

□□□□ , □□□□ , □□□□

ENDING:

After last Part B dance the following counts

□ **B**□□ , □□□ **4**□□□

1-2

Step Fwd on L, Hold □□□□ , □

3-4

Bounce Heels twice turning ¼ Right to end facing front wall

□□□□□□□□

90□□□□□□□□

Source: LineDance.com — https://www.linedance.com/index.php?f=dance_view&id=10468