

# Vaya Con Dios

LINEDANCE.COM

**Count:** 48      **Wall:** 4      **Level:** Beginner

**Choreographer:** Maggie Gallagher (Jun 09)



**Music:** Vaya Con Dios by Freddy Fender

 **Intro: 24 counts (14secs) 24**



**Left Twinkle, Right**

**Twinkle With 1/4 Right**

 ,  **1/4**

**1-3**

**Cross left over right, Step right to right side, Step**





**left beside right turning towards left diagonal**

 ,  , 

**4-6**

**Cross right over left, Step left to left side, 1/4 turn**

**right stepping right to right side**

 ,  ,  **90**






**Weave Right, Rolling Vine**

**Right**  , 

**1-3**

**Cross left over right, Step right to right side, Cross**

**left behind right**  ,  , 

4-6

1/4 turn right stepping forward on right, 1/2 turn

right stepping back on left, 1/4 turn right stepping right to right side

□□ 90□□□□ , □□ 180□□□□ , □□ 90□□□□

□□□

**Left Twinkle, Right**

**Twinkle With 1/4 Right**

□□□□ , □□□□□□ 1/4

1-3

**Cross left over right, Step right to right side, Step**

**left beside right turning towards left diagonal**

□□□□□□□□ , □□□□ , □□□□□□□□

4-6

**Cross right over left, Step left to left side, 1/4 turn**

**right stepping right to right side**

□□□□□□□□ , □□□□ , □□ 90□□□□□□

□□□

**Weave Right, Right Kick**

**Ronde, Cross Behind, Step Side**

□□□ , □□□ , □□□ , □□

1-3

**Cross left over right, Step right to right side, Cross**



□□□ , □□□ , □ 1/2,

mso-font-kerning:0pt">□ , □□

mso-font-kerning:0pt">

1-3

Rock back on right, Rock forward onto left, 1/2 turn

left stepping back on right □□□□ , □□□□ , □□ 180□□□□

4-6

Take big step back on left (4), Drag right to meet left

(5,6)

□□□□□ , □ 2□□□

□□□

Right Balance Forward, Back, 1/2 Right, 1/2

Right Together

□□□□□ , □□ , □ 1/2,

mso-font-kerning:0pt">□ 1/2□

mso-font-kerning:0pt">

1-3

Step forward on right, Step left next to right,

Transfer weight to right □□□□ , □□□□ , □□□□□

4-6

Step back on left, 1/2 turn right stepping forward on

right, 1/2 turn right stepping left next to right

□□□□ , □□ 180□□□□ , □□ 180□□□□

### Easier□□□

4-6 Left balance back. □□□□ (□□□□ )

□□□

**Rock Back, Rock Forward, 1/2 Left, 1/4 Left,**

### Cross, Point

□□□ , □□□ , □ 1/2,

mso-font-kerning:0pt">□ 1/4,

□□ , □

1-3

**Rock back on right, Rock forward onto left, 1/2 turn**

**left stepping back on right** □□□□ , □□□□ , □□ 180□□□□

4-6

**1/4 turn left stepping left to left side, Cross right**

**over left, Point left toe to left side**

□□ 90□□□□ , □□□□□□□□ , □□□□