


# Don't Be Cruel

LINEDANCE.COM

**Count:** 48      **Wall:** 4      **Level:** High Beginner

**Choreographer:** Ingrid Kan  May 2020

**Music:** Don't Be Cruel by The Mavericks







## [1-8] L Kick forward , L Kick Side, L Sailor step, R Kick forward, R Kick Side, I 1/4 Turn R Sailor Step

    **1/4**







- 1 - 2      Kick left foot forward (1), kick left to left side (2)
- 3 & 4      Cross left behind right (3), step right to right side (&), step left to left side (4)
- 5 - 6      Kick right foot forward (5), kick right to right side (6)
- 7 & 8      Cross right behind left (7), 1/4 R Turn step left to left side (&), step right to right side (8)

    **1/4**

## [9-16] Rock Recover, L Shuffle back , Back Rock Recover R Shuffle Forward

  ,    

- 1-2      Cross Rock left over right r, Recover on left
- 3&4      Step back on left , step next to right (&), step back on right
- 5 -6      Rock Back on right (5), recover weight to right
- 7&8      Step forward on left, step next to right (&), step forward on left

  ,    

## [17-24] Jazz Box, Paddle Turn 1/8 x2

 ,   ,   **1/8** **1/8**

- 1-2      Cross L over L, step R back
- 3-4      Step L to side, step R forward
- 5-6      Touch L to side, 1/8 turn right (weight on L)
- 7-8      Touch L to side, 1/8 turn right (weight on L)

## Restart Here During Walls 3 and 5.

 ,   ,   **1/8** **1/8**

## Restart Here During Walls 3 and 5

□ 3,5□□□ 24□□□□

### [25-32] Jazz Box, R Step, L touch together, L Step, R touch together

□□□□ , □□□□ □□□□ , □□□□ , □□□□ □□□□

1-4 Step L across L, Step R back, Step L to L side, Step R together

5-6 Step R to right side, touch L together

7-8 Step L to left side, touch R together

□□□□ , □□□□ □□□□ , □□□□ , □□□□ □□□□

### [33-40] Step Together, Coaster, Side Behind, Turn L<sup>1/4</sup>, Shuffle

□□□□ , □□□□ , □□□□ □□□□ , □ 1/4□□□□

1-2R side, step R together,

3&4 Step L back, step R together, step L forward

5-6 Step L, step L Behind

7&8 Turn ¼ R ,Shuffle stepping, together, step (Left, Right, Left)

□□□□ , □□□□ , □□□□ □□□□ , □ 1/4□□□□

### [41-48] L Step Forward Bounce Heels x 3 With 1/2 Turn to R , Rocking Chair

□□□□ □□□□□□ x3, □□ 1/2, □□□□□□ , □□□□□□ ,□□□□□□ □□□□

1-4R Step Forward, Bounce heels 3 times completing 1/2 turn left. weight on L

5-6R Forward Rock, Recover on L.

7-8R Back Rock, Recover on L.

□□□□ □□□□□□ x3, □□ 1/2, □□□□□□ , □□□□□□ ,□□□□□□ □□□□

(134.122.110.173)(2020/06/15 23:10:44)