

Divisadero Cha

LINEDANCE.COM




Count: 32 **Wall:** 4 **Level:** Beginner/Intermediate

Choreographer: Michele Burton (Oct 06) USA

Music: There's No Getting Over Me by Ronnie Milsap (100bpm)

1-2


Side Together Forward, Lock Step Forward, 1/2 Pivot

 ,  ,  1/2

1-3

Step left to left; Step




right beside left; Step left forward

 ,  , 

4&5

Step right forward; Step

left behind right; Step right forward

 ,  , 

6-7

Step forward on left;





Turn 1/2 right, shifting weight to right foot

 ,  180 

8-9

Lock Step Forward, Side Mambo Cross, Side Mambo Cross, Touch Right, 1/4

Turn Right, Coaster Step

 ,  ,  ,  ,  1/4,

mso-font-kerning:0pt">□□

mso-font-kerning:0pt">

8&1

Step left forward; Step

right behind left; Step left forward

□□□ , □□□□□ , □□□

2&3

Step right to right;

Return wt. to left; Cross right in front of left

□□□ , □□□□□ , □□□□□□□

&4&

Step left to left;

Return wt. to right; Cross left in front of right

□□□ , □□□□□ , □□□□□□□

5-6

Touch right to right; ¼

turn right, leaving wt. on left with right extended and touched in front of

left

□□□ , □□ 90□□□□□ (□□□□□□□□)

7&8

Step right back; Step

left beside right; Step right forward

□□□□ , □□□□ , □□□□

bold">□□

bold">Step Forward, 1/4 Turn Cross Touch, Step, Cross And Cross, Step Side,

Step Forward □□ , □ 1/4□□□□ , □ , □□ &

mso-font-kerning:0pt">□□

mso-font-kerning:0pt">, □□ , □□

1-3

Step left forward; Turn

1/4 right on ball of left foot, pointing right toe across and in front of left

foot; Step right foot to right

□□□□ , □□ 90□□□□□□□□□□ , □□□□

4&5

Cross left in front of

right; Step right to right; Cross left in front of right □□□□□□□□□□ , □□□□ , □□□□□□□□□□

6-7

Step right to right;

Step left beside right

□□□□ , □□□□

bold">□□

bold">Lock Step Forward, Forward Mambo, Back Mambo, Cross Unwind 3/4, Side

Together □□□□ , □□□□ , □□□□ , □□□□ 3/4,

mso-font-kerning:0pt">□□

mso-font-kerning:0pt">

8&1

Step right forward; Lock

left behind right; Step right forward

□□□□ , □□□□□□□□ , □□□□

2&3

Rock forward on ball of

left foot; Return wt. to right; Step left slightly back □□□□□□ , □□□□ , □□□□□□

4&5

Rock back on ball of right

foot; Return wt. to left; Step forward on right □□□□□□ , □□□□ , □□□□

6-7

Cross left in front of

right; Unwind $\frac{3}{4}$ to the right, weighting right foot □□□□□□□□□□ , □□□□ 270□□□□□□

8&

Step left to left; Step

right beside left

□□□□ , □□□□