

Fiona

LINEDANCE.COM

Count: 64 **Wall:** 2 **Level:** Intermediate

Choreographer: Kate Sala , UK & Roy Verdonk , NL (Sept 09)

Music: Give It To Me Right by Melanie Fiona






 **Start after**

16 count intro 16



Walk x2, Sailor Step ¼

Turn R, Cross Step, Turn ¼ L x2, Drag.

 ,  1/4,  ,  1/4 1/4, 

123&4

Walk forward on R, L. Cross step R behind L. Turn ¼ R

stepping L in place. Step R to R side. [3:00]

 - ,  ,  ,  90 ,  ( 3)

5-8

Cross step L over R. Turn ¼ L stepping back on R. Turn







¼ L stepping L to L side. Drag R towards L.

 ,  90 ,  90 , 



Cross Rock, Chasse R,

Cross Step, Turn ¼ L, & Touch R, & Touch L.

 ,  ,  ,  1/4,  , 

123&4

Cross rock on R over L. Recover. Step R to R side. Step

L next to R. Step R to R side.

□□□□□□□□ , □□□□ , □□□□ , □□□□ , □□□□

5-6

Cross step L over R. Turn 1/4 L stepping back on R. [6:00]

□□□□□□□□ , □□ 90□□□□□□ (□□ 6□□)

&7

Step L next to R. Touch R toe in front with R knee

bent.

□□□□ , □□□□□□□□

&8

Step R next to L. Touch L toe in front with L knee

bent.

□□□□ , □□□□□□□□

□□□□

Step L in, Step R Forward,

Roll hips completing 1/2 Pivot L, Sweep L Back, L Sailor Step, Hold, Ball Step

□□ , □□ , □□ □ 1/2, □□□□ , □□□□ , □□ , □□

&1

Step L next to R. Step forward on R. □□□□ , □□□□

2-3

Roll hips back & anti - clockwise making 1/2 pivot L

behind L and sweep L round from front to back.

□□□□□□□□ , □□□□ , □□□□□□□□□□□□

8&1

Cross step L behind R. Step R to R side. Cross step L

over R.

□□□□□□□□ , □□□□ , □□□□□□□□

□□□

Rock, Recover, Weave ¼ Turn L, Rock,

Recover, Sailor Step, Sway into diagonal.

mso-font-kerning:0pt">□□□□ , □□□□ 1/4,

mso-font-kerning:0pt">□□□□ , □□□□ , □□□□

2-3

Rock forward on R to R diagonal. Recover on L pushing

hips back.

□□□□□□□□ , □□□□□□□□

4&5

Cross step R behind L. Turn ¼ L stepping forward on L.

Step forward on R. [9:00]

□□□□□□□□ , □□ 90□□□□□□ , □□□□ (□□ 9□□)

6-7

Rock forward on L. Recover on to R pushing hips back.

□□□□□□ , □□□□□□

8&1

Cross step L behind R. Step R to R side. Step L to L

diagonal [7:30] rolling hips forward on to L.

□□□□□□□□ , □□□□ , □□□□□□□□ (□□ 7:30)

□□□

Roll Hips Back, Step L forward. Shuffle

Forward on the Diagonal, Rock Step, Weave With 1/4 Turn R.

□□

mso-font-kerning:0pt">, □□□□ , □□□□ , □□□□ , □□□□ 1/4

2-3

Roll hips back on to R foot. Step forward on L towards [7:30]

□□□□□□□□ , □□□□□□ (□□ 7:30)

4&5

Step forward on R. Step L next to R. Step forward on R

still on the diagonal. □□□□ , □□□□ , □□□□ (□□□□)

6-7

Rock forward on L. Rock back on R still on the

diagonal.

□□□□□□ , □□□□ (□□□□)

8&1

Cross step L behind R. Turn to [12:00]

stepping forward on R. Step forward on L.

□□□□□□□□ , □□ 135° (□□ 120°)□□□□ , □□□□

□□□

Step, Pivot 1/4 L With Hip Roll, Pivot 1/4 R

With Hip Roll, Coaster Step.

□

mso-font-ker...>, □ 1/2□□□ , □ 1/4□□□ , □□□

2-4

Step forward on R. Roll hips back & anti-clockwise

making 1/4 pivot L over 2 counts. □□□□ , □ 2□□□□□□□□ 90°

5-6

Roll hips back & clockwise making 1/4 pivot R. Weight

back on L. [12:00]

□□□□□□□□ 90° , □□□□□□ (□□ 120°)

7&8

Step back on R. Step L next to R. Step forward on R.

□□□□ , □□□□ , □□□□

□□□

Kick Forward, Step Back, Coaster Step 1/4

Turn R, Step, Pivot 1/4 Turn R, Cross Samba. □□

mso-font-ker...>, □□ , □□□□□□ 1/2,

mso-font-ker...>□ , □

mso-font-ker...>1/4, □□□□

1-2

Kick L foot forward. Step back on L. □□□□ , □□□□

3&4

Turn ¼ R stepping back on R. Step L next to R. Step

forward on R. [3:00] □□ 90□□□□□□ , □□□□ , □□□□ (□□ 3□□)

5-6

Step forward on L. Pivot ¼ Turn R. [6:00]

□□□□ , □□ 90□ (□□ 6□□)

7&8

Cross step L over R. Step R to R side and slightly

forward. Step L slightly to L side & forward.

□□□□□□□□ , □□□□□□ , □□□□□□