

I Will Follow Him ()

LINEDANCE.COM

Count: 72 **Wall:** 4 **Level:** Phrased Improver

Choreographer: Amy Yang (Taiwan) March 2017

Music: I Will Follow Him by Peggy March

Intro : 32 counts - Sequence of dance : A A B / A Tag B Tag A / A B B

PART A - 40 counts

Sec. A1: SIDE, BEHIND, 1/4 TURN R, FORWARD SHUFFLE, FORWARD, PIVOT 1/2 TURN R, 1/2 TURN R BACKWARD SHUFFLE

1-2,3&4 Step RF to R, Cross LF behind RF, 1/4 turn R step forward on RF, Lock LF behind RF, Step RF forward(03:00)

5-6,7&8 Step LF forward, Pivot 1/2 turn R step RF forward, 1/2 turn R step LF backward, Lock RF in front of LF, step LF backward (03:00)






1-2,3&4   ,  **1/4**  ,  ,  **(03:00)**

5-6,7&8  ,  **1/2**  ,  **1/2**  ,  ,  **(03:00)**

Sec. A2: BACK, RECOVER, FORWARD SHUFFLE, FORWARD, PIVOT 1/4 TURN R, CROSS SHUFFLE

1-2,3&4 Step RF back, Recover onto LF, Step RF forward, Cross LF behind RF, Step RF forward

5-6,7&8 Step LF forward, Pivot 1/4 turn R step on RF, Cross LF over RF, Step RF to R, Cross LF over RF(06:00)

1-2,3&4  ,  ,  ,  , 

5-6,7&8  ,  **1/4**   ,  ,  ,  **(06:00)**

Sec. A3: HALF RUMBA BOX, FORWARD SHUFFLE(R&L)

1-2,3&4 Step RF to R, Step LF beside RF, Step RF forward, Lock LF behind RF, Step RF forward

5-6,7&8 Step LF to L, Step RF beside LF, Step LF forward, Lock RF behind LF, Step LF forward

1-2,3&4  ,  ,  ,  , 

5-6,7&8  ,  ,  ,  , 

Sec. A4: Forward, RECOVER, 1/2 TURN R, FORWARD SHUFFLE, FORWARD, PIVOT 1/4 TURN R, CROSS SHUFFLE

1-2,3&4 Step RF forward, Recover onto LF, 1/2 turn R step forward on RF, Lock LF behind RF, Step RF forward(12:00)

5-6,7&8 Step LF forward, Pivot 1/4turn R step on RF, Cross LF over RF, Step RF to R, Cross LF over RF(03:00)

1-2,3&4 □□□□ ,□□□□ ,□□ 1/2 □□□□ ,□□□□□□□□ ,□□□□ (12:00)

5-6,7&8 □□□□ ,□□□□ 1/4 □□□□ ,□□□□□□□□ ,□□□□□□□□ (03:00)

Sec. A5 SIDE, RECOVER, CHA CHA(R&L)

1-2,3&4 Step RF to R, Recover onto LF, Step on RF in place, Step on LF in place, Step on RF in place

5-6,7&8 Step LF to L, Recover onto RF, Step on LF in place, Step on RF in place, Step on LF in place

1-2,3&4 □□□□ ,□□□□□□□□ ,□□□□ ,□□□□ ,□□□□

5-6,7&8 □□□□ ,□□□□□□□□ ,□□□□ ,□□□□ ,□□□□

PART B - 32 counts

Sec. B1: HEEL SWIVELS R, HOLD(R&L)

1 - 4 Swivel heels to R, Swivel toes to R, Swivel heels to R, Hold and clap hands(weight onto RF)

5 - 8 Swivel heels to L, Swivel toes to L, Swivel heels to L, Hold and clap hands(weight onto LF)

1 - 4 □□□□□□□□□□ , □□□□□□□□□□ , □□□□□□□□□□ , □□

□□□□ (□□□□□□)

5 - 8 □□□□□□□□□□ , □□□□□□□□□□ , □□□□□□□□□□ , □□

□□□□ (□□□□□□)

Sec.B 2: FORWARD, TOUCH, BACKWARD, TOUCH, BACKWARD, TOUCH, FORWARD, TOUCH

1 - 2 Step RF forward R diagonal, Touch LF beside RF and clap hands

3 - 4 Step LF backward L diagonal, Touch RF beside LF and clap hands

5 - 6 Step RF backward R diagonal, Touch LF beside RF and clap hands

Ending : After wall 9, Step RF forward, 1/4 turn L to face the front(facing 12:00)

□□ :□□□□□□ ,□□□□ ,□□ 1/4 □□ (□□ 12: 00)

Have Fun & Happy Dancing !

Amy Yang: yang43999@gmail.com