

Love Ya

LINEDANCE.COM

Count: 64 **Wall:** 2 **Level:** Intermediate

Choreographer: Kate Sala & Robbie McGowan Hickie (UK)



Music: "Love Me" by Justin Bieber (124 bpm) CD: "My World"

 **32 Count intro**






Chasse Right. Back Rock.

Left Kick-Ball-Cross. Left Heel-Ball-Cross

 ,  ,  , 

1&2

Step Right to Right side. Close Left beside Right. Step

Right to Right side.  ,  , 

3 - 4

Rock back on Left. Rock


forward on Right.

 , 

5&6

Kick Left Diagonally

forward Left. Step ball of Left beside Right. Cross step Right over Left.  ,

 , 

7&8

Dig Left heel Diagonally

forward Left. Step ball of Left beside Right. Cross step Right over Left.

□□□□ , □□□ , □□□□□□□

□□

Step Back. Side Step

Right. Left Shuffle Forward. Forward Rock. 1/2 Turn Right x 2 □□ , □□ , □□□ , □□□ , □ □

1 - 2

Step back on Left. Step Right to Right side. □□□□ , □□□□

3&4

Left shuffle forward

stepping Left. Right. Left.

□□□□ -□ , □ , □

5 - 6

Rock forward on Right.

Rock back on Left. □□□□ , □□□□

7 - 8

Make 1/2 turn Right stepping forward on Right. Make 1/2

turn Right stepping back on Left □□ 180□□□□ , □□ 180□□□□

□□

Back Rock. Side Stomp

Right. Hold. Behind. Side. Cross. Right Side Rock

□□□ , □□□ , □ , □ □ □ , □□□

1 - 2

Rock back on Right. Rock forward on Left. (Facing 12

o'clock)

□□□□ , □□□□ (□□ 12□□)

3 - 4

Stomp Right to Right

side. Hold. □□□□ , □

5&6

Cross Left behind Right.

Step Right to Right side. Cross step Left over Right. □□□□□□□□ , □□□□ ,
□□□□□□□□

7 - 8

Rock Right out to Right side. Recover weight on Left.

□□□□ , □□□□

□□□

Right Sailor 1/4 Turn

Right. Step Forward. Scuff. Right Shuffle Forward. Forward Rock □ 1/4□□□ , □□ □□ ,
□□□ , □□□

1&2

Sweep/Cross Right behind Left making 1/4 turn Right.

Step Left beside Right. Step forward on Right.

□□ 90□□□□□□□□□□ , □□□□ , □□□□

3 - 4

Step forward on Left.

Scuff Right forward. (Facing 3 o'clock)

□□□□ , □□□□ (□□ 3□□)

5&6

Right shuffle forward

stepping Right. Left. Right.

□□□□ -□ , □ , □

7 - 8

Rock forward on Left. Rock back on Right.

□□□□ , □□□□

□□□

Left Shuffle 1/2 Turn Left. Step Forward.

Hold. Left Shuffle Forward. Scuff Out-Out.

mso-font-kerning:0pt">□□□

mso-font-kerning:0pt">, □□ , □ , □□□ , □□

□ -

mso-font-kerning:0pt">□

1&2

Left shuffle making 1/2 turn Left stepping Left. Right.

Left.

□ 180□□□□ -□ , □ , □

3 - 4

Step forward on Right.

Hold. (Facing 9 o'clock)

□□□□ , □ (□□ 9□□)

5&6

Left shuffle forward

stepping Left. Right. Left.

□□□□ -□ , □ , □

7&8

Scuff Right forward. Step Right out to Right side. Step

Left out to Left side. (Weight on Left)

□□□□ , □□□□ , □□□□ (□□□□□)

□□□

Step Back. Point. Step Back. Right

Kick-Ball-Cross. Hold. & Cross. 1/4 Turn Right. □□ , □ , □ -□ -□□ , □ -□ -□□ , 1/4

1 - 2

Step back Right behind Left. Point Left toe out to Left

side.

□□□□□□□ , □□□□□

3

Step back Left behind

Right. □□□□□□□

4&5

Kick Right forward. Step

ball of Right beside Left. Cross step Left over Right. □□□□ , □□□□ , □□□□□□□□

6

Hold. □

&7 - 8

Step Right to Right side. Cross step Left over Right.

Make 1/4 turn Right stepping forward on Right.

□□□□ , □□□□□□□□ , □□ 90□□□□

□□□

Forward Rock. 1/2 Turn Left x 2. Back Rock.

1/2 Turn Right. Side Step Right. □□□ , □

□ ,

mso-font-kerning:0pt">□□□

mso-font-kerning:0pt">, 1/2, □□

1 - 2

Rock forward on Left. Rock back on Right. (Facing 12

o'clock)

□□□□□ , □□□□ (□□ 12□□)

3 - 4

Make 1/2 turn Left

stepping forward on Left. Make 1/2 turn Left stepping back on Right. □□ 180□□□□□ ,

□□ 180□□□□□

5 - 6

Rock back on Left. Rock

forward on Right. □□□□□ , □□□□

7 - 8

Make 1/2 turn Right stepping back on Left. Step Right

to Right side. (Facing 6 o'clock) □□ 180□□□□□□ , □□□□ (□□ 6□□)

□□□

Cross. Side. Left Sailor Step. Right Cross

Shuffle. Side Step Left. Drag. □□ , □ , □□□ , □□□□□ , □□ , □□

1 - 2

Cross step Left over Right. Step Right to Right side.

□□□□□□□□□□ , □□□□

3&4

Cross Left behind Right.

Step Right to Right side. Step Left to Left side. □□□□□□□□□□ , □□□□ , □□□□

5&6

Cross step Right over

Left. Step Left to Left side. Cross step Right over Left. □□□□□□□□□□ , □□□□ ,

□□□□□□□□□□

7 - 8

Step Left to Left side. Slide/Drag Right beside Left.

(Weight on Left)

□□□□ , □□□□ (□□□□□□)